


GC Fuji LINING LC PASTE PAK



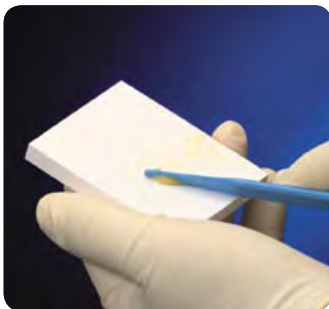
The star performer
in lining cements



GC

GC Fuji LINING LC Paste Pak

It's simply easier, faster and better!



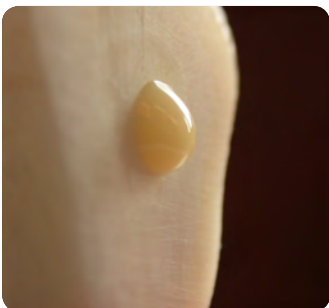
Easier Mixing

The paste-paste formulation always mixes to the ideal consistency because the exact proportions are dispensed each time. The result is a perfect mix in just 10 seconds, without any air bubble incorporation.



No dripping from the placement instrument

Once mixed, the lining cement is easily transferred from mixing pad to instrument where it holds without dripping, ready for placement exactly where you want it.



No slumping in the mouth

GC Fuji LINING LC has excellent flow, without running or slumping. You can easily control the even spread of cement over cavity walls and floor to form a strong, protective lining in even the shallowest of cavities.



Easy to identify after placement

The Universal shade balances the need for aesthetics, especially when lining under a shallow composite restoration, with the need for a visual contrast to help guide placement.

And core to its performance is a strong glass ionomer reaction

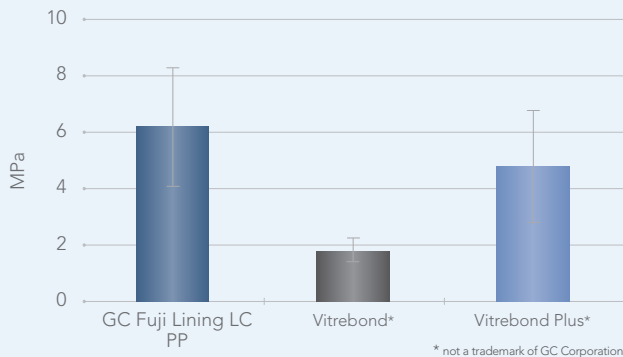
Strong chemical adhesion

Fuji LINING LC Paste Pak bonds chemically to tooth structure creating a durable bacteria-proof seal for long term protection of the dentine. It will adhere even in a moist environment without the need for conditioning.

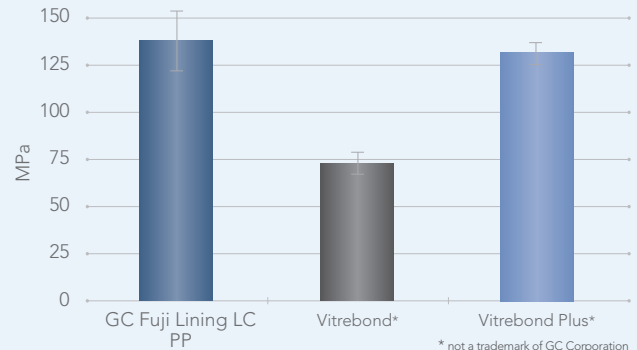
Ideal strength

The strong chemical setting reaction and low modulus formulation means a stronger lining, better able to absorb stress from tooth flexure, mastication pressure and composite setting shrinkage.

Tensile bond strength to bovine dentine



Compressive strength



Prolonged fluoride release

True to its glass ionomer formulation, Fuji LINING LC Paste Pak features ongoing fluoride release.

Radiopacity

GC Fuji LINING LC Paste Pak is radiopaque to ensure clear radiographic diagnosis.



Q&A

Q. What is the shelf life of GC Fuji LINING LC Paste Pak?

A. 2 years from date of manufacture – the batch and expiry details are printed on the label of each cartridge.

Q. How many mixes can I get from each cartridge?

A. The adjustable sleeve gives the operator control over the amount dispensed, so the choice of quantity is controlled. The maximum number of mixes that can be obtained is approximately 116.

Q. Is it OK to etch the surface of GC Fuji LINING LC Paste Pak immediately after light curing?

A. Yes – whatever your choice of bonding agent, etch or self etch, it is OK to apply immediately following light curing.

Q. Does GC Fuji LINING LC Paste Pak have strong antibacterial properties?

A. Our core priorities with the glass ionomer lining are to achieve a strong chemically fused seal with dentine, to create a stress absorbing intermediate layer between the restorative and dentine, and to provide reliable biocompatibility (low cytotoxicity). Lining materials are typically placed close to the pulp so achieving superior biocompatibility through low solubility and secure sealing is the highest priority.

Q. Why doesn't GC Fuji LINING LC Paste Pak appear to set as hard as some other competitor lining materials immediately following light curing?

A. The cured body of GC Fuji LINING LC paste paste may initially appear soft after light curing. The cement is designed this way so that it can function as a stress absorber when the subsequent increment of composite resin is light-cured. If the lining layer is unfavourably rigid, the shrinkage stress may undermine the cavity adaptation of the lining material. Due to its strong glass ionomer reaction the final cement strength is much higher as Fuji LINING LC paste paste will continue to mature over time.

Q. How do GC Fuji LINING LC Paste Pak physical properties compare to other competitor paste liners?

PRODUCT NAME	GC Fuji LINING LC PP	3M-ESPE Vitrebond*	3M-ESPE Vitrebond Plus*
TYPE	Paste/Paste	Powder/Liquid	Paste/Liquid
W.T.(23°C)	2'15"	3'00"	10'00"
S.T.(23°C,Light cure) Consistency (mm)	20" 35	30" 49	20" 49
Applications per cartridge	116	n/a	70
Depth of cure (mm)	3.5	2.6	2.6
Compressive strength (1day, MPa)	138(16)	73(6)	132(6)
Tensile bond strength to bovine dentine (1day, MPa)	6.2(2.1)	1.8(0.4)	4.8(2.0)
Radiopaque	Yes	Yes	Yes

* not a trademark of GC Corporation

GC's Paste Pak Dispensing is simply better for all the dental team

Paste Pak dispensing means that for every mix you know there is always going to be the ideal component ratio for the best handling and optimum physical properties. Paste Pak gives you consistency and accuracy.

Paste Pak dispensers are autoclavable and the adjusting guide on the handle gives you the ability to vary the quantity dispensed. You have total control, ensuring no wastage and cost effectiveness.



Ingenious Design

GC Paste Pak Cartridges have many ingenious features to ensure convenience, speed and consistency:

- a plunger system that won't allow "ooze"
- a cap design that stops any chance of cross contamination
- dark coloured plungers clearly visible so you know when you are approaching the end of a cartridge



GC Fuji LINING LC Paste Pak

Resin modified glass ionomer lining cement
Paste Pak Cartridge (1) 13.3gm/7.2ml,
with mixing pad



Other GC Paste Pak Products:



GC FujiCEM

Resin modified glass ionomer luting cement
Paste Pak Cartridge (1) 13.3gm/7.2ml,
with mixing pad



GC Fuji TEMP LT

Glass ionomer provisional luting cement
Paste Pak Cartridges (2) 13.3gm/7.2ml,
with mixing pad



GC Fuji ORTHO BAND Paste Pak

Glass ionomer orthodontic band cement
Paste Pak Cartridges (2) 13.3gm/7.2ml,
with mixing pad



Paste Pak Dispenser



GC Asia Dental Pte Ltd
Changi Logistics Centre
19 Loyang Way #06-27 Singapore 508724
Tel +65 6546 7588 Fax +65 6546 7577
www.gcasia.info