

 HENRY SCHEIN®

# Scan-tastic Savings

Unmissable imaging deals



Valid until 30<sup>th</sup> June



# Introducing DTX Studio Clinic

One intelligent platform for all 2D & 3D imaging— built for diagnostics, treatment planning, and patient connection. AI powers every step, from diagnostics to delivery, so you work faster and smarter.

**145K**

**DTX Studio Clinic users around the world**

**100 Million**

**images captured in 2025 by DTX Studio Clinic**

**2 Million**

**images processed by AI in DTX Studio Clinic per month**

DTX Studio Clinic’s custom-built AI solution automatically highlights potential pathologies and restorations the moment an image is captured - giving you a second set of eyes and instant diagnostic confidence. Communicate clearly, treat faster, and save time.

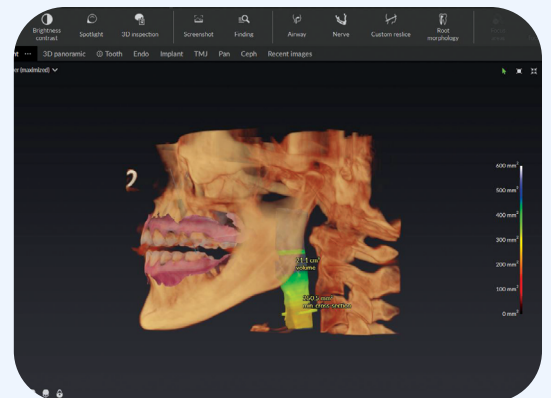


## The fastest DTX engine yet

Full mouth AI detection and intelligent layout in just 5 seconds, AI Implant Planning in just 3 minutes.

## Reveal the truth in 3D

Full clearly display your patient’s situation by introducing their 3D scan - instantly fues with their intraoral scan to create a digital patient with a 360 degree view.



## Tell the story in 2D

Use AI to identify and highlight dental issues on 2D X-rays in bright detail - so you can visually explain what’s happening and why it matters.

## Use AI to highlight findings

Instant identification of 14+ dental findings - with enhanced recognition of crowns, bridges and implants – so you can review cases in seconds and communicate clearly.



**LEARN MORE**

# Introducing Romexis® 7.0

Romexis 7 is a ground-breaking new Romexis version that includes built-in AI-powered features as standard. The integrated AI of the software acts as a smart assistant, automatically handling time consuming tasks while unlocking new possibilities in dental treatment planning.

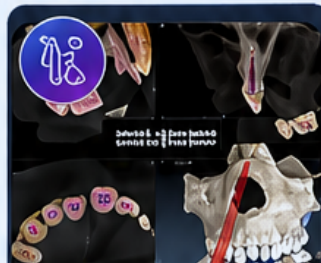
It enables fewer clicks, simpler software, less routine work and less time spent on the computer, saving more time for what truly matters: patient care.



Automatic segmentation of CBCT images



Automatic location of the mandibular canal in CBCT images



Tooth number-based navigation of 3D images



Automatic fitting of CBCT images and intraoral scans



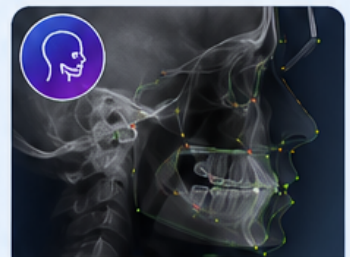
Automatic 3D cephalometric analysis



Automated workflow for intraoral imaging



Fully integrated image diagnosis service



Cephalometric analysis

## MORE AI-POWERED FEATURES



**AI Smart Assistant**  
Get instant help and guidance within Romexis.



**One-Click Automation**  
Automate complex tasks with a single click.



**AI Quality Control**  
Automatic checks ensure high-quality results.



**Time Saving**  
AI handles routine tasks so you can focus on patients.



**Cloud Connectivity**  
Seamless AI-powered workflows across all devices.



**Data Security**  
Patient data is secure and always protected.



LEARN MORE

## Smarter software. Better care.



Improve accuracy with intelligent AI tools



Simplify workflows and reduce manual work



Enhance patient care and treatment outcomes

Romexis 7.  
AI working for you.

BOOST YOUR DIGITAL WORKFLOW WITH HUGE SAVINGS  
ON ONE OF OUR INTRAORAL SCANNER BUNDLES



**PLANMECA**

Save  
**\$15,900**  
on the Planmeca ProMax 3D Classic +  
Shining 3D Elf Scanner\* Bundle

\*Laptop sold separately



  
**MORITA**

Save  
**\$20,000**  
on the Morita Veraview X800 +  
Shining 3D Elf Scanner\*

\*Laptop sold separately

Save  
\$10,700



## PLANMECA

**\$28,900** ~~\$39,600~~  
ProOne OPG

### Package includes:

- Effortless patient positioning ensures smooth workflows and optimal image capture every time
- Intuitive, guided user interface supports efficient operation with minimal training required
- Advanced autofocus technology delivers consistently sharp, high-quality panoramic images

\*Advertised price excludes Software

Save  
\$1,590



**\$25,500** ~~\$27,090~~  
IC5

The Veraview IC5 HD is the next generation panoramic X-ray device that produces digital exposures with outstanding image clarity, contrast and resolution at a super high speed.

- The scan time for imaging is the shortest in the industry
- High resolution
- First class image quality
- Quick and easy patient positioning with integrated triple laser beam alignment

**\$5,740** ~~\$6,140~~  
**Veraview iX**

The Veraview iX intraoral delivers X-ray images – analog or digital, depending on your choice – in excellent quality. A flexible support arm and a laser for positioning make it easy to achieve a very precise setting of the area to be imaged.

- LED positioning aid
- Exposure Settings
- Illuminated control panel
- Sitting position with adjustable height



**Save \$400**



**\$6,360** ~~\$7,480~~  
**ProX**

The Planmeca ProX intraoral X-ray unit combines reliability with ease of use, delivering consistent image quality across everyday diagnostic procedures.

Designed for smooth operation and flexible installation, it integrates seamlessly into modern dental workflows.

- Stable, high-quality intraoral imaging
- User-friendly interface for efficient daily use
- Flexible mounting options to suit different clinical environments



**Save \$1,200**



**\$6,580** ~~\$7,780~~  
**Focus**

Engineered for precision and control, the DEXIS FOCUS provides sharp, consistent intraoral images while maintaining a streamlined and intuitive user experience. Its ergonomic design supports accurate positioning and dependable performance.

- Consistent, high-quality image output
- Ergonomic design for ease of positioning
- Reliable, intuitive operation for efficient workflows



**Save \$1,200**



\$2,000 OFF PHOSPHOR PLATE SCANNERS\*



### VistaScan Mini Easy 2.0

The VistaScan Mini Easy 2.0 works with VistaScan IQ image plates to ensure that it lives up to its full potential.

- Easy Feed for quick and easy scanning
- Colour glass display
- Exceptional image quality thanks to PCS



### VistaScan Mini View 2.0 with SmartScan

More colours, more possibilities, more efficiency.

- 5" Large glass touchscreen display
- ScanManager – for efficient working
- Ambient Light
- Scanning without a PC is possible



### VistaScan Ultra View

The Ultra View combines the superior image quality of PCS technology with excellent performance and innovative, groundbreaking features. It has been developed with the high demands of larger dental surgeries and clinics in mind.



### Scan eXam One

Scan eXam One covers a comprehensive range of diagnostic needs and delivers high-quality results and outstanding image quality every time. It's concise, easy-to-use and intuitive.

\* Durr and Dexis PSP as advertised

# BOOST YOUR DIGITAL WORKFLOW WITH HUGE SAVINGS ON ONE OF OUR INTRAORAL SCANNER BUNDLES.



## Buy an OP 3D EX or LX CBCT and add the **NEW Imprevo Scanner for only \$1,500**



**With versatile imaging programs and an intuitive user interface, the DEXIS OP 3D supports consistent, high-quality imaging across a wide range of clinical needs.**

**The NEW Dexis Imprevo Intraoral Scanner features:** Smart technology, accurate results - the advanced scanning algorithm means you get faster scans.

Sharp detail in tight spaces - 25mm depth of field means you can capture deep preps and tight interproximal spaces with ease.

Vivid realistic imaging - Dual sensor technology combines laser precision with white LED lighting to produce ultra-detailed images.

Unmatched Speed - A 40FPS frame rate and CUDA powered parallel processing means faster detail and increased data.

**Dexis OP 3D EX or LX plus NEW Dexis Imprevo Scanner includes:**

- Dexis CBCT
- Dexis Imprevo Wireless Scanner
- DTX Clinic and Implant Software (2 years subscription FREE)

**Imprevo Scanner RRP - \$26,990**

Dexis OP 3D From **\$79,900\***

\* Advertised price for the OP3D EX Pan + 3D 10x11cm. Laptop and Server Workstation to be purchased separately.

For more information, or to request a quote, please contact your Henry Schein Equipment Specialist.



**Edward Harrison**

edward.harrison@henryschein.co.nz

021 769 069



**Daniel Els**

daniel.els@henryschein.co.nz

021 750 609



**Michael Findlay**

michael.findlay@henryschein.co.nz

022 016 5898



**Paul MacDougall**

paul.macdougall@henryschein.co.nz

022 342 4900

TERMS & CONDITIONS: Prices valid to 30/06/2026 or while stocks last and exclude GST, freight, installation and software unless indicated. Prices in this publication are not applicable to Government or Corporate Accounts. Equipment configurations may differ from the images shown in this flyer.